

Debt Payment Trackers

Use These To Track Your Journey & Keep It Top Of Mind

HOW DO YOU USE THE TRACKERS?

Take your goal amount of debt owing that you are working towards paying off and divide it by how many tiles or spaces there are on the tracker. This new number now becomes the amount that each space represents.

When you pay off the amount that one tile represents, color that tile in to have a visible and tangible view of your journey.

In fact, debt trackers are proven to help you stay on top of your financial goals.



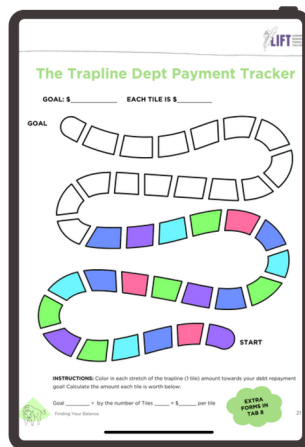
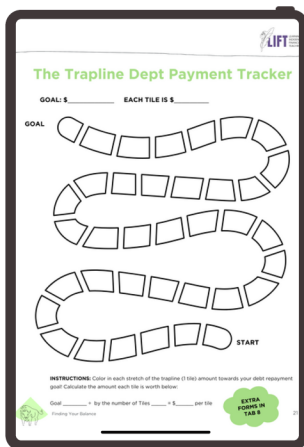
EXAMPLE:

If the Goal is \$1000

And there is 25 Tiles/Spaces

It Equals the amount each tile represents which is = \$40 per tile

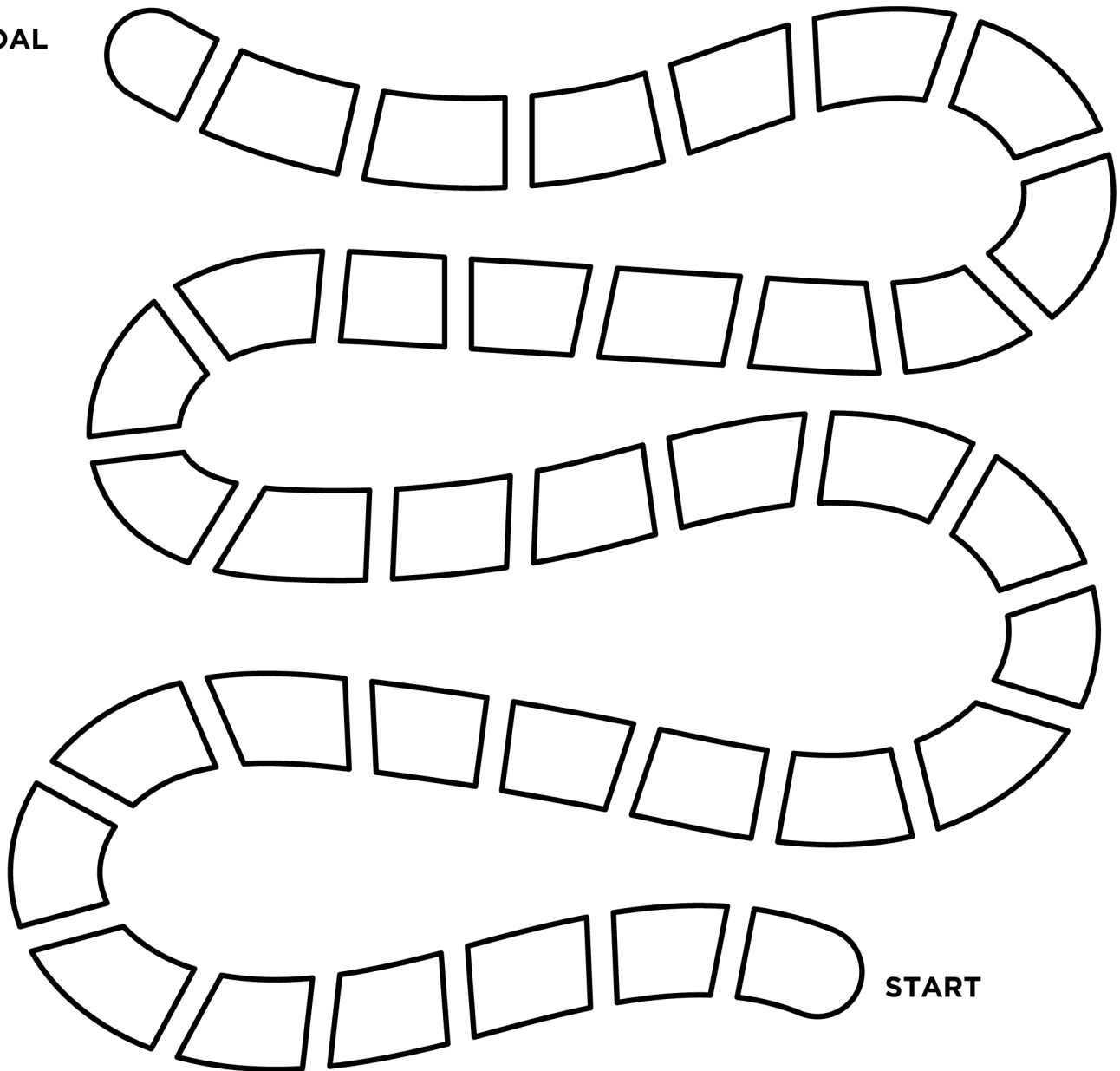
$$\mathbf{\$1000 \div 25 = \$40}$$



The Trapline Dept Payment Tracker

GOAL: \$ _____ EACH TILE IS \$ _____

GOAL



INSTRUCTIONS: Color in each stretch of the trapline (1 tile) amount towards your debt repayment goal! Calculate the amount each tile is worth below:

Goal _____ ÷ by the number of Tiles _____ = \$ _____ per tile

Finding Your Balance




**EXTRA
FORMS IN
TAB 8**

Kohkum's Jam Debt Payment Tracker

GOAL: \$ _____ Each Level of the Jar is \$ _____

GOAL

\$ _____
 \$ _____
 \$ _____
 \$ _____
 \$ _____
 \$ _____
 \$ _____
 \$ _____
 \$ _____



START

INSTRUCTIONS: Help Kohkum fill the jam jar. Color in each level of the jar as you pay off the debt amount you set per level (see below) until you reach your goal! Calculate the amount each level is worth below:

Goal _____ ÷ by the number of levels _____ = \$ _____ per level



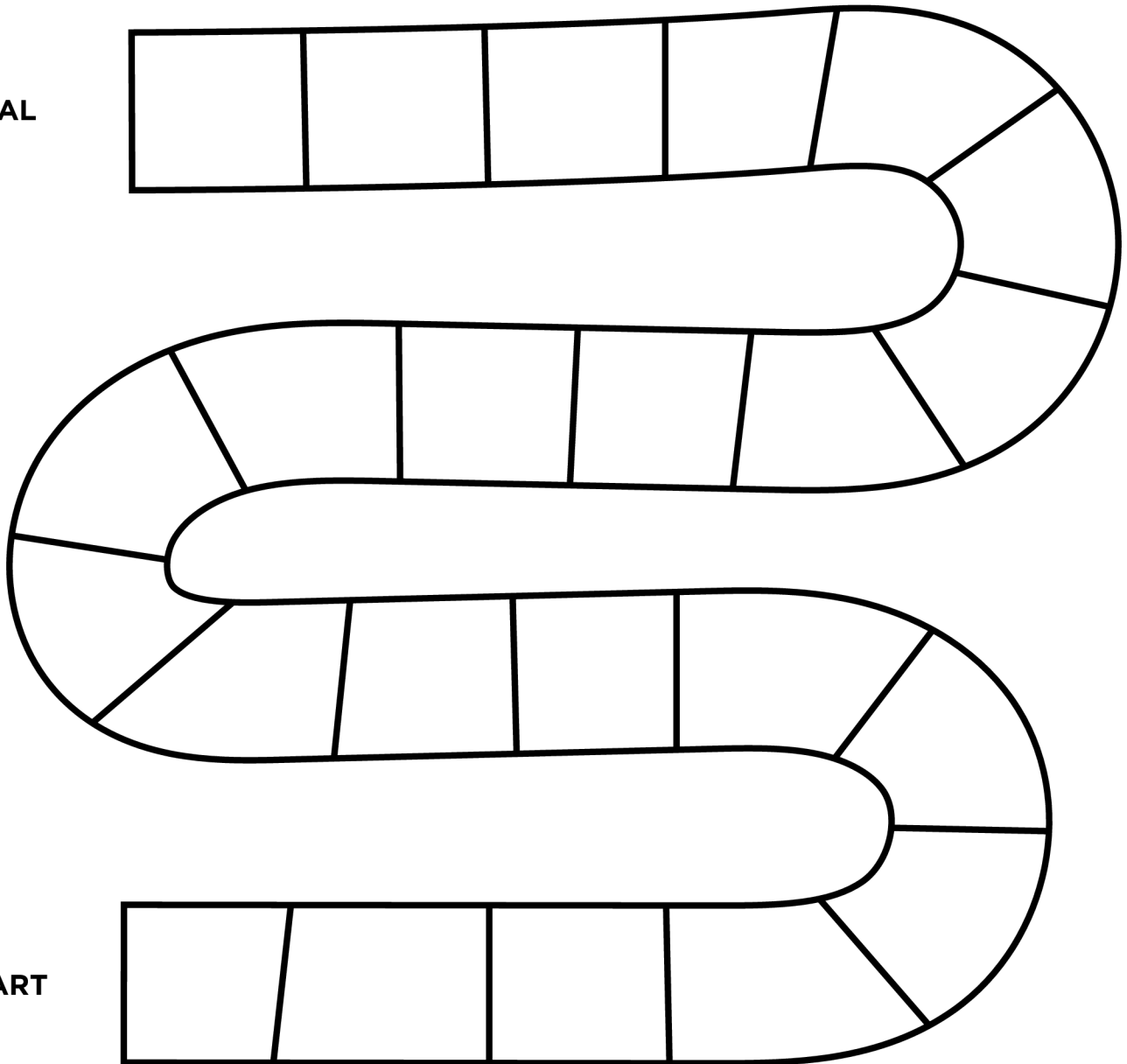
Finding Your Balance

**EXTRA
FORMS IN
TAB 8**

The River Debt Payment Tracker

GOAL: \$ _____ EACH TILE IS \$ _____

GOAL



START


INSTRUCTIONS: Color in each stretch of the river (1 tile) amount towards your debt repayment goal! Calculate the amount each tile is worth below:

Goal _____ ÷ by the number of Tiles _____ = \$ _____ per tile



The Trapline Dept Payment Tracker

GOAL: \$ _____ EACH TILE IS \$ _____



INSTRUCTIONS: Color in each stretch of the trapline (1 tile) amount towards your debt repayment goal! Calculate the amount each tile is worth below:

Goal _____ ÷ by the number of Tiles _____ = \$ _____ per tile

Finding Your Balance



**EXTRA
FORMS IN
TAB 8**