

Savings Trackers

Use These To Track Your Journey & Keep It Top Of Mind

HOW DO YOU USE THE TRACKERS?

Take your savings goal amount that you are working towards saving and divide it by how many tiles or spaces there are on the tracker. This new number now becomes the amount that each space or tile represents.

When you save the amount that one tile represents, color that tile in to have a visible and tangible view of your journey.

In fact, savings trackers are proven to help you stay on top of your financial goals.



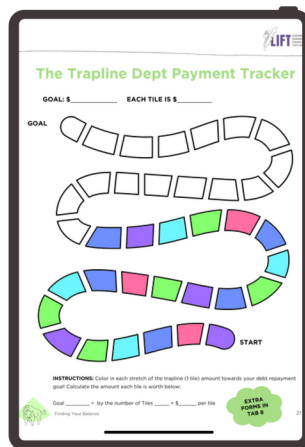
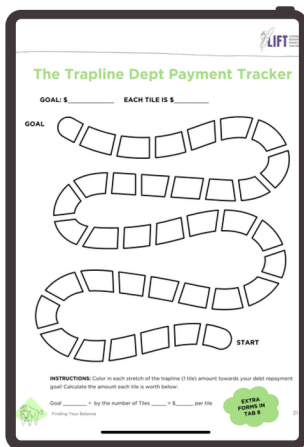
EXAMPLE:

If the Goal is \$1000

And there is 25 Tiles/Spaces

It Equals the amount each tile represents which is = \$40 per tile

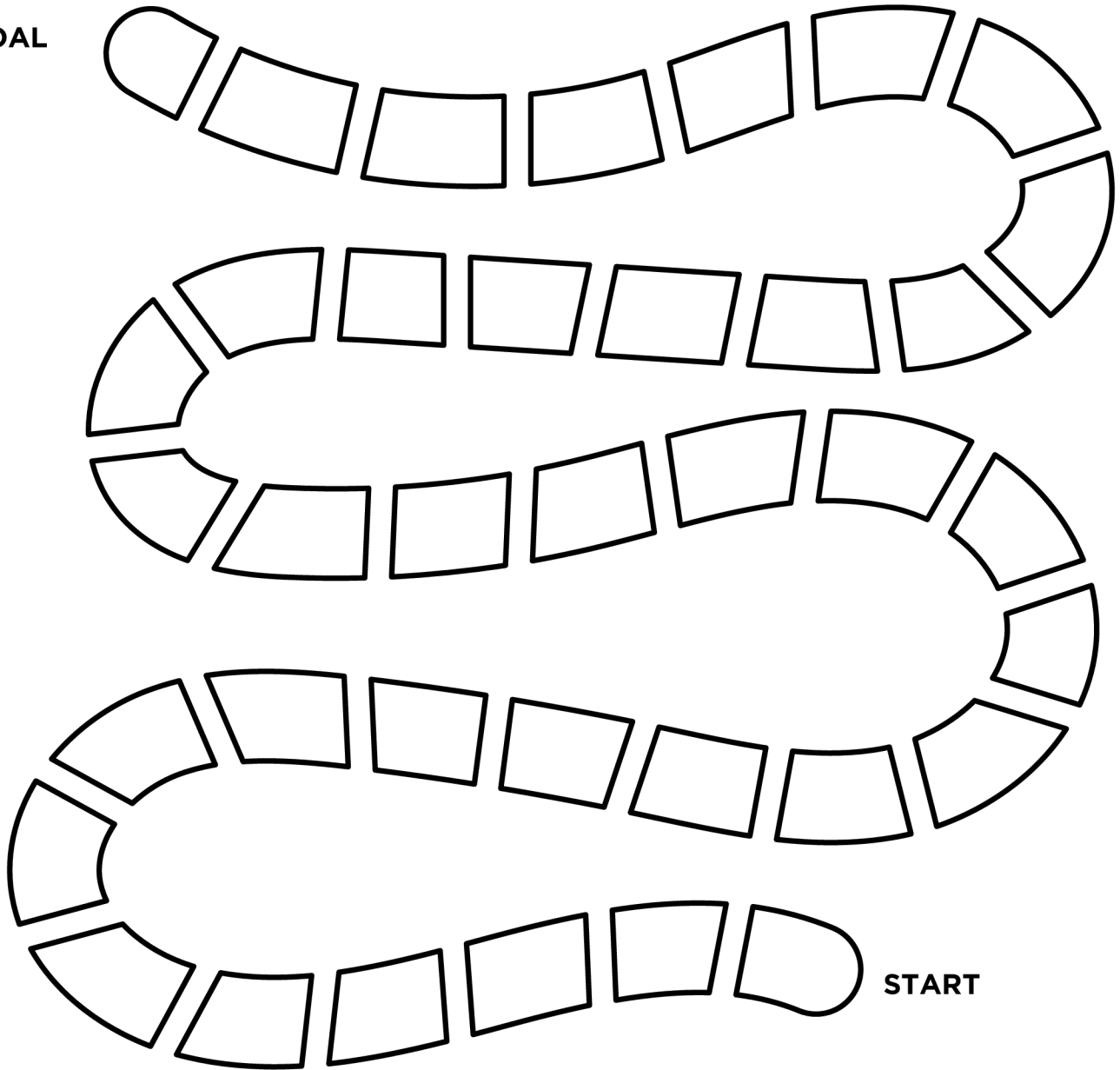
$$\mathbf{\$1000 \div 25 = \$40}$$



The Trapline Savings Tracker

GOAL: \$ _____ EACH TILE IS \$ _____

GOAL



INSTRUCTIONS: Color in each stretch of the trapline (1 tile) as you deposit the tile amount into your savings account or piggy bank until you reach your goal! Calculate the amount each tile is worth below:

Goal _____ ÷ by the number of Tiles _____ = \$ _____ per tile




Finding Your Balance

EXTRA
FORMS IN
TAB 8

Kohkum's Jam Savings Tracker

GOAL: \$ _____ Each Level of the Jar is \$ _____



GOAL

\$
\$
\$
\$
\$
\$
\$
\$
\$
\$

START

INSTRUCTIONS: Help Kohkum fill the jam jar. Color in each level of the jar as you deposit the amount you set per level (see below) into your savings account or piggy bank until you reach your goal! Calculate the amount each level is worth below:

Goal _____ ÷ by the number of levels _____ = \$ _____ per level

Finding Your Balance

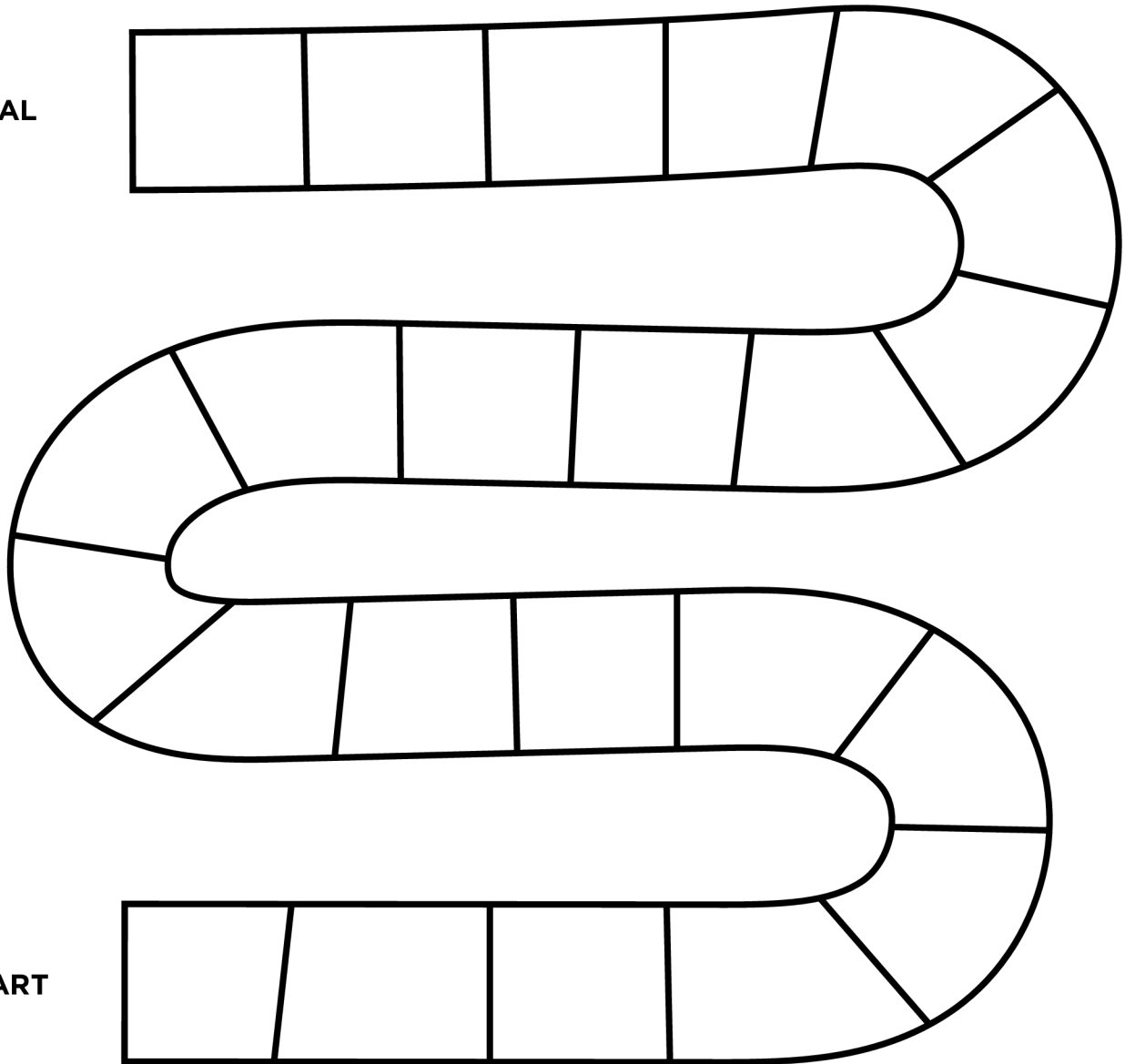


EXTRA
FORMS IN
TAB 8

The River Savings Tracker

GOAL: \$ _____ EACH TILE IS \$ _____

GOAL



START

INSTRUCTIONS: Color in each stretch of the river (1 tile) as you deposit the tile amount into your savings account or piggy bank until you reach your goal! Calculate the amount each tile is worth below:

Goal _____ ÷ by the number of Tiles _____ = \$ _____ per tile

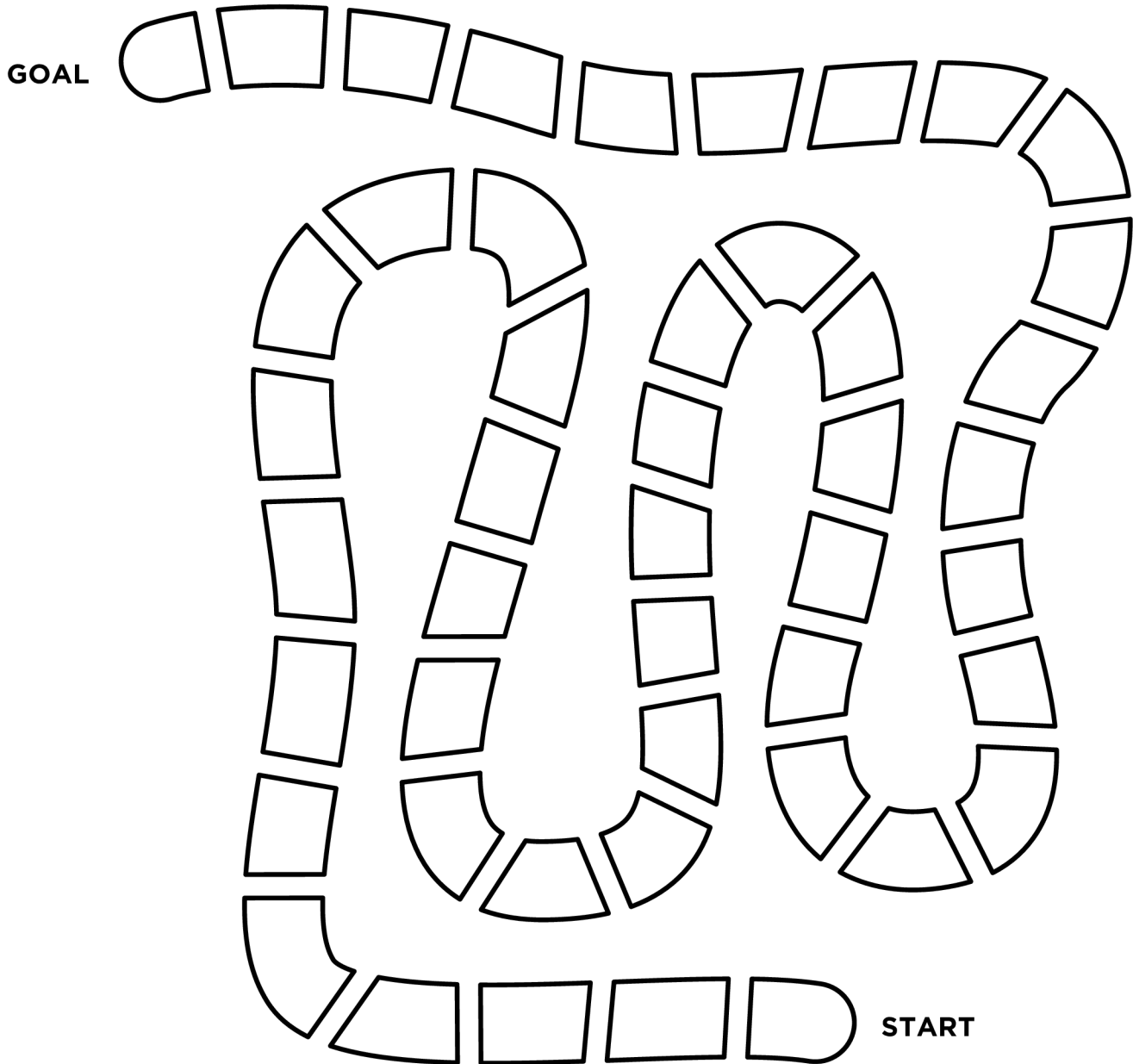


Finding Your Balance

**EXTRA
FORMS IN
TAB 8**

The Trapline Savings Tracker

GOAL: \$ _____ EACH TILE IS \$ _____



INSTRUCTIONS: Color in each stretch of the trapline (1 tile) as you deposit the tile amount into your savings account or piggy bank until you reach your goal! Calculate the amount each tile is worth below:

Goal _____ ÷ by the number of Tiles _____ = \$ _____ per tile



Finding Your Balance

**EXTRA
FORMS IN
TAB 8**